



## First Grade Summer Practice

Parents, please update the attached Math and Reading logs daily/weekly to show Math and Reading fact practice during the summer. It is important that students retain their Math and Reading skills through daily practice over the summer since First Grade lessons begin where Kindergarten lessons stopped and with very little review. Mastery of math facts to 10 is essential to success!

Our suggestion for daily practice is at least 10 minutes Math and 15-20 minutes Reading. Please record & initial what is practiced.

**Due date—first week of school.**

*\*\*An effort grade is given the first week of school for summer work.*

*Thank you for helping your rising First Grader to get their best start in August!!*

### **Sight Words:**

A list of sight words is attached.

### **Summer Fun ideas page:**

Choose 2 options from each of the Math, Reading, & Science sections on the attached page. Complete the tasks to write about the experiences.

**Due date—first week of school.**

*\*\*An effort grade is given the first week of school for summer work.*

*Thank you for helping your rising First Grader to get their best start in August!!*

### **Prayers:**

Pray daily with your child, both memorized and spontaneous.

Prayers we pray daily at school: Our Father, Hail Mary, Prayers before & after meals, Angelus, Act of Contrition, Angel of God

### **Summer Practice:**

**Tying shoelaces...Please practice.** First Graders should be able to tie their own shoelaces at the beginning of the school year.

Sight Word List:

a	Monday	January	to
it	Tuesday	February	but
the	Wednesday	March	you
I	Thursday	April	like
not	Friday	May	me
can	Saturday	June	he
said	Sunday	July	she
my	him	August	
have	her	September	
had	will	October	
go	red	November	
so	white	December	
no	brown	one	
put	black	two	
get	pink	three	
did	orange	four	
and	purple	five	
in	yellow	six	
is	green	seven	
on	blue	eight	
of	with	nine	
are	has	ten	

(These are the sight words that were learned in Kindergarten that can be reviewed over the summer break.)

## Summer Fun for Rising First Graders & others

Please choose, complete, & write about 2 from of each of Math, Reading, & Science, along with daily logging in your reading and math logs. 😊

### Math...

**Shopaholic:** What can you buy for \$5 at the corner store? From the ice cream truck? In a hardware store? At the beach?

**Change it up:** Start collecting change in a jar on the first day of summer. On the last day, estimate your change, count it, and plan a special purchase.

**Summer patterns:** Create patterns using summer items (popsicle sticks, shells, flowers). Or, draw patterns in the sand or dirt using a stick or your hands. See how long you can carry out your pattern — along the length of the sandbox, or across the grass.

**Napkin fractions:** Fold paper towels or napkins into large and small fractions, from one-half to 1/16. Use markers to label and decorate the different fractions.

**Design hunt:** Keep an eye out for shapes, patterns, and designs when you're out and about. You never know what you'll find in the architecture at the airport, the shopping mall, or even the grocery store.

**100% delicious:** Use ice cream to make fraction sundaes. Can you make an ice cream sundae that is one-half vanilla and one-half chocolate? What about one-third chocolate, one-third vanilla, and one-third strawberry? Can you cover a scoop of ice cream with one-quarter each nuts, sprinkles, cookie crumbs, and gummy bears? Or can you eat a bite of ice cream that is one-half chocolate, one-half vanilla? For older children, calculate the percentage of each ice cream flavor in the sundae.

### Reading...

**Water writer:** Using a pail of water and a brush, have kids write words on the blacktop or sidewalk.

**Sell summer:** Tell kids: Try a new product or activity and write about it. How would you describe it? Would you recommend it? Create an advertisement to sell it to others.

**Plan a trip:** Have kids use the Internet, travel guidebooks, brochures, and maps to plan a dream day, weekend, week, or month-long trip.

**Summer sleuth:** Have kids follow a story in a newspaper during the summer, or investigate a local story (e.g., an upcoming fair). Tell kids: Write about the event as it unfolds so that you have it documented from start to finish.

**Play it:** Take an adventure book with a clear plot (*The Phantom Tollbooth*, *Charlie and the Chocolate Factory*, etc.) and invent a board game based on it.

**Comic strip:** Write a comic strip about a fictional character or yourself. See how long you can keep the strip going. Read classic comics for inspiration.

**Set aside time each day to read.** Track the books your child reads and reward him or her with a special activity or treat when he or she reaches certain milestones (for example, every 10th book). Do art projects based on favorite titles, such as drawing a favorite scene, or making paper bag puppets.

**Visit your local library.** Many libraries have wonderful summer reading programs that reward

children for the number of books they read.

**Make every day educational.** Children learn problem-solving, math, science, and vocabulary as they help with groceries, laundry, and cooking.

**Create a summer scrapbook.** Save postcards and movie tickets, record family stories or interesting events from each day, whether you're going on vacation or just going to your neighborhood park.

## Science...

Summer is the perfect time for children to explore their extracurricular interests, like science. Here are some activities that will have children hypothesizing all the way to September.

**Map the weather:** Keep a running log of the weather. Include temperature, humidity, clouds, precipitation, wind, air pressure. Can you predict what the weather will be tomorrow?

**Invent a recipe** for a summer drink and share it with your friends. For example, the Citrus Sizzler: 1/2 cup Sprite, 1/2 cup pineapple juice, 1 spritz lime juice.

**Museum gallery:** Collect pinecones, rocks, shells, or other natural objects to organize, categorize, and label. Present your own natural history museum.

**Hot-weather inventor:** Design an invention that you can use during summer. Some ideas: sunglasses that change color from red to yellow to blue, or a new beach toy.

**Answer a question:** How long does it take an ice cube to melt outside in the summer heat? In the refrigerator? In an air-conditioned room?

**Float or sink:** In a pool or the bathtub, hypothesize which items (soap, dry sock, bottle of shampoo, rock, etc.) will float or sink. Test your hypotheses.

## *Roadworthy Car Games for fun...*

For kids on the bus or families on vacation, put those long rides to good use with activities that keep the kids busy and build reading and math skills.

**Car bingo:** Create a car bingo card with words, shapes, colors, and items that children will likely see during a trip (stop signs, billboards, railroad signs, etc.) to reinforce reading skills, math, and sight words.

**The number game:** Look out the window and call out when you see one, two, three, or four of something, and so on.

**The alphabet game:** One person chooses the right side of the road, and the other chooses the left. Call out objects that you see in alphabetical order (you can use a sign only for one letter). The first person to get to the letter "z" wins.

This is a great website for activities and crafts!

<https://thekindergartenconnection.com/50-summer-crafts-activities/>


1st Grade Summer **Math** Fact Log Summer 2023 (Include minutes practiced)

June 5-9							Initial
June 12-16							
June 19-23							
June 26-30							
July 3-7							
July 10-14							
July 17-21							
July 24-28							

1st Grade Summer Reading Log Summer 2023 (Include minutes practiced)

June 5-9							Initial
June 12-16							
June 19-23							
June-26-30							
July 3-7							
July 10-14							
July 17-21							
July 24-29							

Name \_\_\_\_\_ Date \_\_\_\_\_



---

---

---

---

---

---

---

---

---

---



---

---






Name \_\_\_\_\_ Date \_\_\_\_\_



Name \_\_\_\_\_

Date \_\_\_\_\_



---

---

---

---

---

---

---

---


---

---

---

---

Name \_\_\_\_\_ Date \_\_\_\_\_



---

---

---

---

---

---


---

---

---

---

Name \_\_\_\_\_ Date \_\_\_\_\_



---

---

---

---

---

---

---

---

---

---